



Certificate ID: **37622**

Received: **8/7/18**

Scan QR Code for authenticity

CBD+ USA

Client Sample ID: **2500 All Natural Broad Spec**




420 N Pennsylvania Ave

Lot Number:

Oklahoma City, OK 73107

Matrix: **Tincture - MCT Oil**

Attn: Nick Davis

Authorization: Chris Hudalla, Chief Science Officer	Signature: 	Date: 11/29/2018
--------------------------------------------------------	--------------------------------------------------------------------------------------------------	---------------------



The data contained within this report was collected in accordance with the requirements of ISO/IEC17025:2005. I attest that the information contained within the report has been reviewed for accuracy and checked against the quality control requirements for each method. These results relate only to the test article listed in this report. Reports may not be reproduced except in their entirety.






CN: Cannabinoid Profile & Potency [WI-10-17]

Analyst: **LG**

Test Date: **8/21/2018**

The client sample was analyzed for plant-based cannabinoids by Liquid Chromatography (LC). The collected data was compared to data collected for certified reference standards at known concentrations.

37622-CN

ID	Weight %	Conc.		
D9-THC	ND	ND		
THCV	ND	ND		
CBD	8.85 wt %	85.84 mg/mL		
CBDV	0.07 wt %	0.69 mg/mL		
CBG	0.06 wt %	0.59 mg/mL		
CBC	0.35 wt %	3.38 mg/mL		
CBN	0.06 wt %	0.61 mg/mL		
THCA	ND	ND		
CBDA	ND	ND		
CBGA	ND	ND		
Total	9.39 wt%	91.11 mg/mL	0%	Cannabinoids (wt%) 8.8%
Max THC	-	-		
Max CBD	8.85 wt%	85.84 mg/mL		

Max THC (and Max CBD) are calculated values for total cannabinoids after heating, assuming complete decarboxylation of the acid to the neutral form. It is calculated based on the weight loss of the acid group during decarboxylation: Max THC = (0.877 x THCA) + THC. ND = None detected above the limits of detection (LLD)

EA: Elemental Analysis [WI-10-13]

Analyst: JFD

Test Date: 8/14/2018

This test method was performed in accordance with the requirements of ISO/IEC 17025. These results relate only to the test article listed in this report. Reports may not be reproduced except in their entirety.

37622-EA

Symbol	Metal	Conc. ¹	MDL	Limits ²	Status
Al	Aluminum	230 ug/kg	5 ug/kg	-	
As	Arsenic	ND	4 ug/kg	150 ug/kg	PASS
Cd	Cadmium	ND	1 ug/kg	150 ug/kg	PASS
Ca	Calcium	ND	500 ug/kg	-	
Cr	Chromium	ND	5 ug/kg	2500 ug/kg	PASS
Co	Cobalt	ND	10 ug/kg	-	
Cu	Copper	ND	500 ug/kg	10000 ug/kg	PASS
Fe	Iron	310 ug/kg	5 ug/kg	-	
Pb	Lead	ND	2 ug/kg	500 ug/kg	PASS
Mg	Magnesium	ND	500 ug/kg	-	
Mn	Manganese	ND	500 ug/kg	-	
Hg	Mercury	ND	2 ug/kg	150 ug/kg	PASS
Mo	Molybdenum	ND	5000 ug/kg	1000 ug/kg	PASS
Ni	Nickel	ND	500 ug/kg	150 ug/kg	PASS
P	Phosphorus	76,847 ug/kg	500 ug/kg	-	
K	Potassium	ND	5 ug/kg	-	
Se	Selenium	ND	10 ug/kg	-	
Ag	Silver	ND	10 ug/kg	-	
S	Sulfur	ND	5 ug/kg	-	
Sn	Tin	ND	5000 ug/kg	-	
Zn	Zinc	ND	5 ug/kg	-	

1) ND = None detected to the Method Detection Limit (MDL)
 2) USP recommended maximum daily limits for inhalational drug product.

MB1: Microbiological Contaminants [WI-10-09]

Analyst: Doug

Test Date: 8/8/2018

This test method was performed in accordance with the requirements of ISO/IEC 17025. These results relate only to the test article listed in this report. Reports may not be reproduced except in their entirety.

37622-MB1

Symbol	Analysis	Results	Units	Limits*	Status
AC	Total Aerobic Bacterial Count	<100	CFU/g	100,000 CFU/g	PASS
CC	Total Coliform Bacterial Count	<100	CFU/g	1,000 CFU/g	PASS
EB	Total Bile Tolerant Gram Negative Count	<100	CFU/g	1,000 CFU/g	PASS
YM	Total Yeast & Mold	<100	CFU/g	10,000 CFU/g	PASS

Note: All recorded Microbiological tests are within the established limits.

The client sample was analyzed for pesticides using Liquid Chromatography with Mass Spectrometric detection (LC/MS/MS). The method used for sample prep was based on the European method for pesticide analysis (EN 15662).

37622-PST

Analyte	CAS	Result	Units	LLD	Limits (ppb)	Status
Abamectin	71751-41-2	ND	ppb	0.20	300	PASS
Abamectin B1b	65195-56-4	ND	ppb	0.20	300	*
Azoxystrobin	131860-33-8	ND	ppb	0.10	40000	PASS
Bifenazate	149877-41-8	ND	ppb	0.10	5000	PASS
Bifenthrin	82657-04-3	ND	ppb	0.20	500	PASS
Cyfluthrin	68359-37-5	ND	ppb	0.50	1000	PASS
Daminozide	1596-84-5	ND	ppb	10.00	10	PASS
Etoxazole	153233-91-1	ND	ppb	0.10	1500	PASS
Fenoxycarb	72490-01-8	ND	ppb	0.10	10	PASS
Imazalil	35554-44-0	ND	ppb	0.10	10	PASS
Imidacloprid	138261-41-3	ND	ppb	0.10	3000	PASS
Myclobutanil	88671-89-0	ND	ppb	0.10	9000	PASS
Paclobutrazol	76738-62-0	ND	ppb	0.10	10	PASS
Piperonyl butoxide	51-03-6	ND	ppb	0.10	8000	PASS
Pyrethrin	8003-34-7	ND	ppb	0.1	1000	PASS
Spinosad	168316-95-8	ND	ppb	0.1	3000	PASS
Spiromesifen	283594-90-1	ND	ppb	0.10	12000	PASS
Spirotetramat	203313-25-1	ND	ppb	0.10	13000	PASS
Trifloxystrobin	141517-21-7	ND	ppb	0.10	30000	PASS

* Testing limits for ingestion established by the State of California: CCR, Title 16, Division 42, Chapter 5, Section 5313. ND indicates "none detected" above the lower limit of detection (LLD). Analytes marked with (*) indicate analytes for which no recovery was observed for a pre-spiked matrix sample.

END OF REPORT