

CERTIFICATE OF ANALYSIS

Project: CBD **Customer ID:** 54755766 **Harvest/Extract Lot:**
Order ID: 2019000020 **Customer Name:** CBD Plus USA **Harvest/Extract Date:**
Cultivar (Strain): All Natural (500) **Lab ID:** 2019000068 **Sample Matrix:** Oil/Tincture
Sample Date: 01/02/2019 **Date Received:** 01/02/2019 **Date Completed:** 01/03/2019

Remarks:

Analysis Date/Time: 01-02-2019 2346 **Method:** HPLC/UV **Moisture Content (%):** -
Analyst: KWF **Instrument:** Agilent 1100 **Water Activity (aw):** - at - °C

<u>Cannabinoid</u>	<u>Result</u> <u>(%)</u>	<u>Result</u> <u>(mg/mL)</u>	<u>Reporting Limit</u> <u>(mg/mL)</u>	<u>Per Unit</u> <u>(mg)</u>
CBD	2.57	25.7	0.05	772
CBDa	<RL	<RL	0.05	-
CBDv	0.0157	0.157	0.05	4.71
Δ9-THC	<RL	<RL	0.05	-
Δ8-THC	<RL	<RL	0.05	-
THCa	<RL	<RL	0.05	-
CBC	0.0457	0.457	0.05	13.7
CBG	<RL	<RL	0.05	-
CBGa	<RL	<RL	0.05	-
CBN	0.0104	0.104	0.05	3.11
TOTAL	5.30	26.4		793



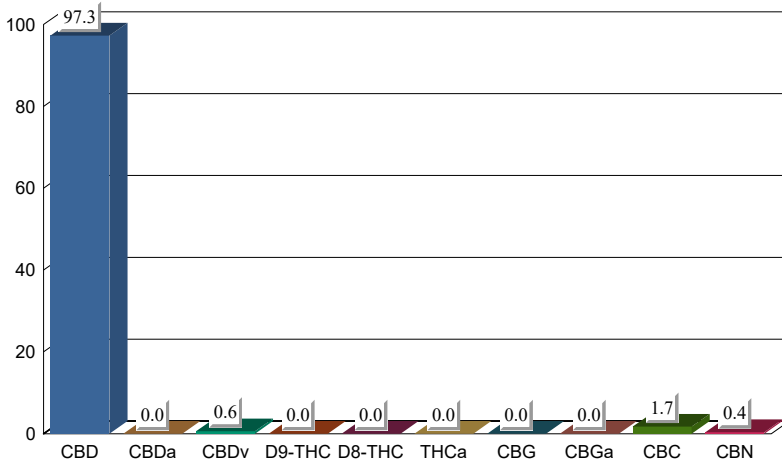
UNIT VOLUME (mL): 30.0

TOTAL THC <RL <RL -
TOTAL CBD 2.57 25.7 772

Deviations from standard operating procedure: None

Cannabinoid Distribution

(% of Total Cannabinoids)



*Recoveries for all analyte standards: 90-110%
Replicate Uncertainties: <5% RSD, <20% RPD
Sample/Reagent Blanks: <RL for all analytes*

Values for plant matter are adjusted for moisture content.

Total THC = (THCa x 0.877) + Δ9-THC
Total CBD = (CBDa x 0.877) + CBD

Percentage results are reported by mass.
mg/g results are reported as mass component per mass material.

Abbreviations: UV - Ultraviolet, HPLC - High Pressure Liquid Chromatography, RL - Reporting Limit, RPD - Relative Percent Difference, RSD - Relative Standard Deviation

This information is provided as a service and makes no claims of efficacy and/or safety of this product.
Results are applicable only for the sample(s) analyzed and for the specific analysis conducted.
This report is for informational purposes only and should not be used to diagnose, treat, or prevent any medical-related symptoms.
The statements and results herein have not been approved and/or endorsed by the FDA.

REPORT OF LABORATORY ANALYSIS

This report shall not be reproduced, except in full, without the written consent of
Felling Analytical Services and Technology (F.A.S.T.), LLC

Kyle W. Felling
Kyle W. Felling, Ph.D.
Laboratory Director

CERTIFICATE OF ANALYSIS

Project: CBD **Customer ID:** 54755766 **Harvest/Extract Lot:**
Order ID: 2019000020 **Customer Name:** CBD Plus USA **Harvest/Extract Date:**
Cultivar (Strain): All Natural (2500) **Lab ID:** 2019000069 **Sample Matrix:** Oil/Tincture
Sample Date: 01/02/2019 **Date Received:** 01/02/2019 **Date Completed:** 01/03/2019

Remarks:

Analysis Date/Time: 01-02-2019 2357 **Method:** HPLC/UV **Moisture Content (%):** -
Analyst: KWF **Instrument:** Agilent 1100 **Water Activity (aw):** - at - °C

<u>Cannabinoid</u>	<u>Result</u> <u>(%)</u>	<u>Result</u> <u>(mg/mL)</u>	<u>Reporting Limit</u> <u>(mg/mL)</u>	<u>Per Unit</u> <u>(mg)</u>
CBD	11.4	114	0.05	3422
CBDa	<RL	<RL	0.05	-
CBDv	0.104	1.04	0.05	31.2
Δ9-THC	<RL	<RL	0.05	-
Δ8-THC	<RL	<RL	0.05	-
THCa	<RL	<RL	0.05	-
CBC	0.199	1.99	0.05	59.7
CBG	0.0329	0.329	0.05	9.88
CBGa	<RL	<RL	0.05	-
CBN	0.0426	0.426	0.05	12.8
TOTAL	23.6	118		3536



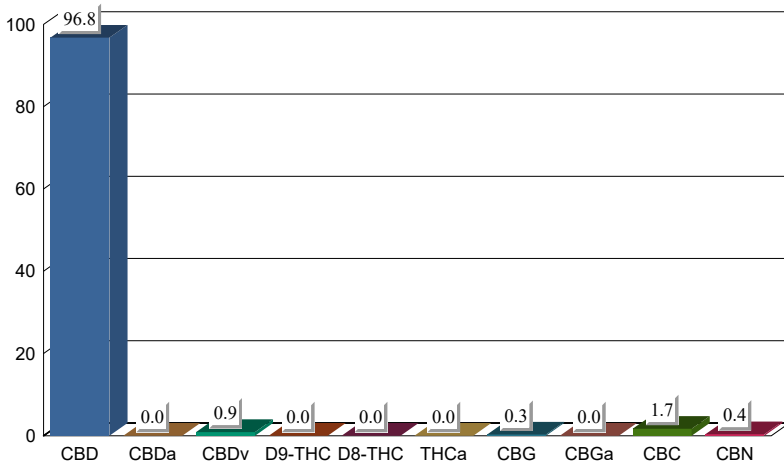
UNIT VOLUME (mL): 30.0

TOTAL THC <RL <RL -
TOTAL CBD 11.4 114 3422

Deviations from standard operating procedure: None

Cannabinoid Distribution

(% of Total Cannabinoids)



*Recoveries for all analyte standards: 90-110%
Replicate Uncertainties: <5% RSD, <20% RPD
Sample/Reagent Blanks: <RL for all analytes*

Values for plant matter are adjusted for moisture content.

Total THC = (THCa x 0.877) + Δ9-THC
Total CBD = (CBDa x 0.877) + CBD

Percentage results are reported by mass.
mg/g results are reported as mass component per mass material.

Abbreviations: UV - Ultraviolet, HPLC - High Pressure Liquid Chromatography, RL - Reporting Limit, RPD - Relative Percent Difference, RSD - Relative Standard Deviation

This information is provided as a service and makes no claims of efficacy and/or safety of this product.
Results are applicable only for the sample(s) analyzed and for the specific analysis conducted.
This report is for informational purposes only and should not be used to diagnose, treat, or prevent any medical-related symptoms.
The statements and results herein have not been approved and/or endorsed by the FDA.

REPORT OF LABORATORY ANALYSIS

This report shall not be reproduced, except in full, without the written consent of
Felling Analytical Services and Technology (F.A.S.T.), LLC

Kyle W. Felling
Kyle W. Felling, Ph.D.
Laboratory Director

CERTIFICATE OF ANALYSIS

Project: CBD **Customer ID:** 54755766 **Harvest/Extract Lot:**
Order ID: 2019000020 **Customer Name:** CBD Plus USA **Harvest/Extract Date:**
Cultivar (Strain): Cherry Almond **Lab ID:** 2019000070 **Sample Matrix:** Oil/Tincture
(500) **Date Received:** 01/02/2019 **Date Completed:** 01/03/2019
Sample Date: 01/02/2019 **Remarks:**

Analysis Date/Time: 01-03-2019 0007 **Method:** HPLC/UV **Moisture Content (%):** -
Analyst: KWF **Instrument:** Agilent 1100 **Water Activity (aw):** - at - °C

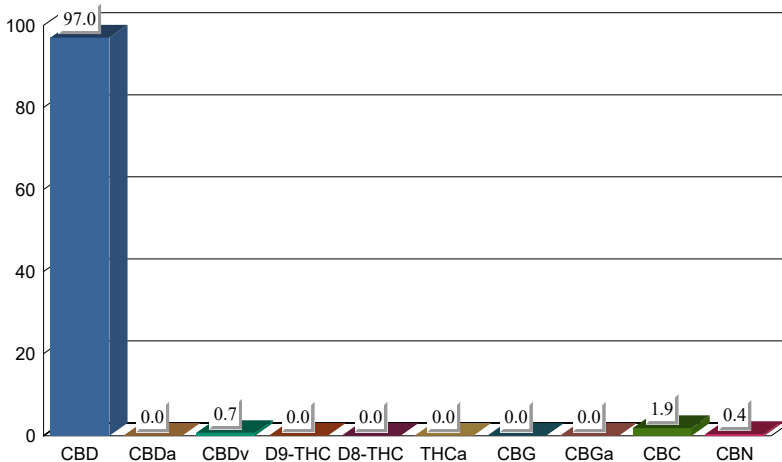
<u>Cannabinoid</u>	<u>Result</u> <u>(%)</u>	<u>Result</u> <u>(mg/mL)</u>	<u>Reporting Limit</u> <u>(mg/mL)</u>	<u>Per Unit</u> <u>(mg)</u>
CBD	2.77	27.7	0.05	830
CBDa	<RL	<RL	0.05	-
CBDv	0.0193	0.193	0.05	5.80
Δ9-THC	<RL	<RL	0.05	-
Δ8-THC	<RL	<RL	0.05	-
THCa	<RL	<RL	0.05	-
CBC	0.0533	0.533	0.05	16.0
CBG	<RL	<RL	0.05	-
CBGa	<RL	<RL	0.05	-
CBN	0.0122	0.122	0.05	3.67
TOTAL	5.72	28.5		856



UNIT VOLUME (mL): 30.0

TOTAL THC <RL <RL -
TOTAL CBD 2.77 27.7 830 *Deviations from standard operating procedure: None*

Cannabinoid Distribution
(% of Total Cannabinoids)



Recoveries for all analyte standards: 90-110%
Replicate Uncertainties: <5% RSD, <20% RPD
Sample/Reagent Blanks: <RL for all analytes

Values for plant matter are adjusted for moisture content.

Total THC = (THCa x 0.877) + Δ9-THC
Total CBD = (CBDa x 0.877) + CBD

Percentage results are reported by mass.
mg/g results are reported as mass component per mass material.

Abbreviations: UV - Ultraviolet, HPLC - High Pressure Liquid Chromatography, RL - Reporting Limit, RPD - Relative Percent Difference, RSD - Relative Standard Deviation

This information is provided as a service and makes no claims of efficacy and/or safety of this product.
Results are applicable only for the sample(s) analyzed and for the specific analysis conducted.
This report is for informational purposes only and should not be used to diagnose, treat, or prevent any medical-related symptoms.
The statements and results herein have not been approved and/or endorsed by the FDA.

REPORT OF LABORATORY ANALYSIS

This report shall not be reproduced, except in full, without the written consent of
Felling Analytical Services and Technology (F.A.S.T.), LLC

Kyle W. Felling
Kyle W. Felling, Ph.D.
Laboratory Director

CERTIFICATE OF ANALYSIS

Project: CBD **Customer ID:** 54755766 **Harvest/Extract Lot:**
Order ID: 2019000020 **Customer Name:** CBD Plus USA **Harvest/Extract Date:**
Cultivar (Strain): Cherry Almond **Lab ID:** 2019000071 **Sample Matrix:** Oil/Tincture
(1000) **Date Received:** 01/02/2019 **Date Completed:** 01/03/2019
Sample Date: 01/02/2019 **Remarks:**

Analysis Date/Time: 01-03-2019 0018 **Method:** HPLC/UV **Moisture Content (%):** -
Analyst: KWF **Instrument:** Agilent 1100 **Water Activity (aw):** - at - °C

<u>Cannabinoid</u>	<u>Result</u> <u>(%)</u>	<u>Result</u> <u>(mg/mL)</u>	<u>Reporting Limit</u> <u>(mg/mL)</u>	<u>Per Unit</u> <u>(mg)</u>
CBD	9.09	90.9	0.05	2728
CBDa	<RL	<RL	0.05	-
CBDv	0.0931	0.931	0.05	27.9
Δ9-THC	<RL	<RL	0.05	-
Δ8-THC	<RL	<RL	0.05	-
THCa	<RL	<RL	0.05	-
CBC	0.282	2.82	0.05	84.6
CBG	0.0354	0.354	0.05	10.6
CBGa	<RL	<RL	0.05	-
CBN	0.0456	0.456	0.05	13.7
TOTAL	19.1	95.5		2865

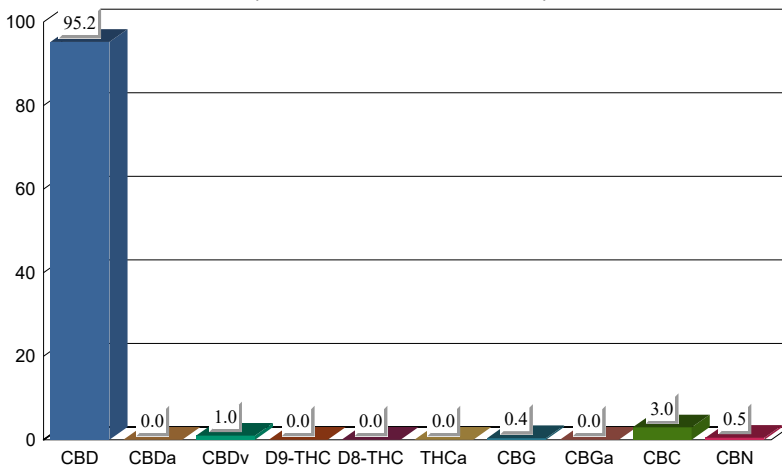


TOTAL THC <RL <RL -
TOTAL CBD 9.09 90.9 2728 *Deviations from standard operating procedure: None*

UNIT VOLUME (mL): 30.0

Cannabinoid Distribution

(% of Total Cannabinoids)



Recoveries for all analyte standards: 90-110%
Replicate Uncertainties: <5% RSD, <20% RPD
Sample/Reagent Blanks: <RL for all analytes

Values for plant matter are adjusted for moisture content.

Total THC = (THCa x 0.877) + Δ9-THC
Total CBD = (CBDa x 0.877) + CBD

Percentage results are reported by mass.
mg/g results are reported as mass component per mass material.

Abbreviations: UV - Ultraviolet, HPLC - High Pressure Liquid Chromatography, RL - Reporting Limit, RPD - Relative Percent Difference, RSD - Relative Standard Deviation

This information is provided as a service and makes no claims of efficacy and/or safety of this product.
Results are applicable only for the sample(s) analyzed and for the specific analysis conducted.
This report is for informational purposes only and should not be used to diagnose, treat, or prevent any medical-related symptoms.
The statements and results herein have not been approved and/or endorsed by the FDA.

REPORT OF LABORATORY ANALYSIS

This report shall not be reproduced, except in full, without the written consent of
Felling Analytical Services and Technology (F.A.S.T.), LLC

Kyle W. Felling
Kyle W. Felling, Ph.D.
Laboratory Director

CERTIFICATE OF ANALYSIS

Project: CBD **Customer ID:** 54755766 **Harvest/Extract Lot:**
Order ID: 2019000020 **Customer Name:** CBD Plus USA **Harvest/Extract Date:**
Cultivar (Strain): Straw. Lemon **Lab ID:** 2019000072 **Sample Matrix:** Oil/Tincture
(500) **Date Received:** 01/02/2019 **Date Completed:** 01/03/2019
Sample Date: 01/02/2019 **Remarks:**

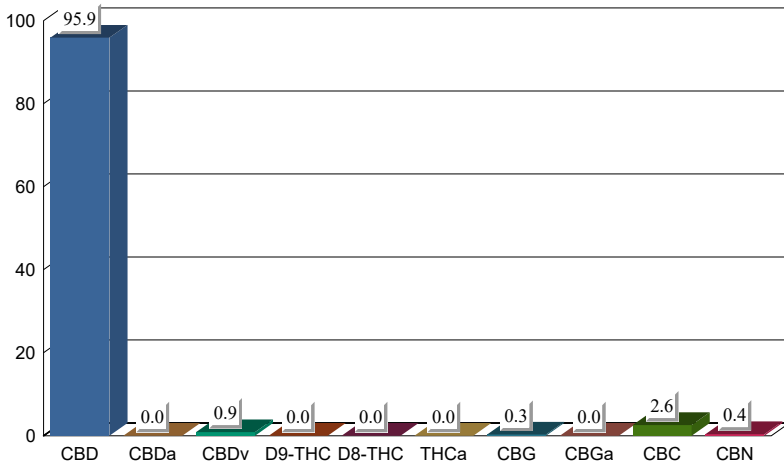
Analysis Date/Time: 01-03-2019 0029 **Method:** HPLC/UV **Moisture Content (%):** -
Analyst: KWF **Instrument:** Agilent 1100 **Water Activity (aw):** - at - °C

<u>Cannabinoid</u>	<u>Result</u> <u>(%)</u>	<u>Result</u> <u>(mg/mL)</u>	<u>Reporting Limit</u> <u>(mg/mL)</u>	<u>Per Unit</u> <u>(mg)</u>
CBD	4.80	48.0	0.05	1441
CBDa	<RL	<RL	0.05	-
CBDv	0.0434	0.434	0.05	13.0
Δ9-THC	<RL	<RL	0.05	-
Δ8-THC	<RL	<RL	0.05	-
THCa	<RL	<RL	0.05	-
CBC	0.129	1.29	0.05	38.6
CBG	0.0139	0.139	0.05	4.18
CBGa	<RL	<RL	0.05	-
CBN	0.0191	0.191	0.05	5.73
TOTAL	10.0	50.1		1502



TOTAL THC <RL <RL -
TOTAL CBD 4.80 48.0 1441 **UNIT VOLUME (mL):** 30.0
Deviations from standard operating procedure: None

Cannabinoid Distribution
(% of Total Cannabinoids)



Recoveries for all analyte standards: 90-110%
Replicate Uncertainties: <5% RSD, <20% RPD
Sample/Reagent Blanks: <RL for all analytes

Values for plant matter are adjusted for moisture content.

Total THC = (THCa x 0.877) + Δ9-THC
Total CBD = (CBDa x 0.877) + CBD

Percentage results are reported by mass.
mg/g results are reported as mass component per mass material.

Abbreviations: UV - Ultraviolet, HPLC - High Pressure Liquid Chromatography, RL - Reporting Limit, RPD - Relative Percent Difference, RSD - Relative Standard Deviation

This information is provided as a service and makes no claims of efficacy and/or safety of this product.
Results are applicable only for the sample(s) analyzed and for the specific analysis conducted.
This report is for informational purposes only and should not be used to diagnose, treat, or prevent any medical-related symptoms.
The statements and results herein have not been approved and/or endorsed by the FDA.

REPORT OF LABORATORY ANALYSIS

This report shall not be reproduced, except in full, without the written consent of
Felling Analytical Services and Technology (F.A.S.T.), LLC

Kyle W. Felling
Kyle W. Felling, Ph.D.
Laboratory Director

CERTIFICATE OF ANALYSIS

Project: CBD **Customer ID:** 54755766 **Harvest/Extract Lot:**
Order ID: 2019000020 **Customer Name:** CBD Plus USA **Harvest/Extract Date:**
Cultivar (Strain): Straw. Lemon **Lab ID:** 2019000073 **Sample Matrix:** Oil/Tincture
(1000) **Date Received:** 01/02/2019 **Date Completed:** 01/03/2019
Sample Date: 01/02/2019 **Remarks:**

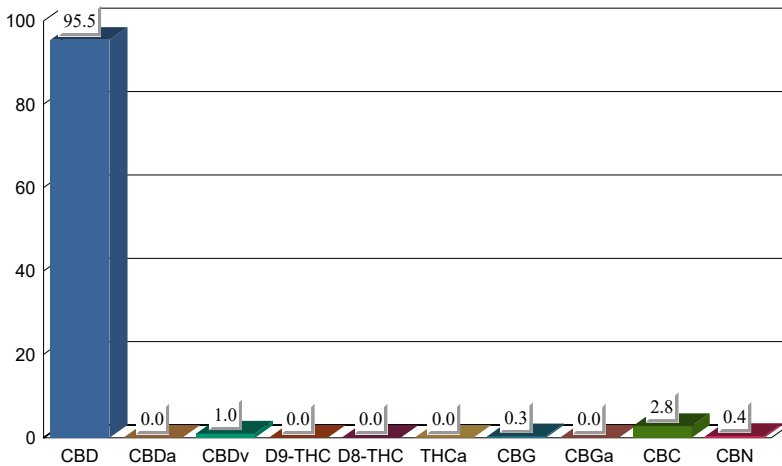
Analysis Date/Time: 01-03-2019 0039 **Method:** HPLC/UV **Moisture Content (%):** -
Analyst: KWF **Instrument:** Agilent 1100 **Water Activity (aw):** - at - °C

<u>Cannabinoid</u>	<u>Result</u> <u>(%)</u>	<u>Result</u> <u>(mg/mL)</u>	<u>Reporting Limit</u> <u>(mg/mL)</u>	<u>Per Unit</u> <u>(mg)</u>
CBD	10.2	102	0.05	3068
CBDa	<RL	<RL	0.05	-
CBDv	0.107	1.07	0.05	32.1
Δ9-THC	<RL	<RL	0.05	-
Δ8-THC	<RL	<RL	0.05	-
THCa	<RL	<RL	0.05	-
CBC	0.298	2.98	0.05	89.3
CBG	0.0365	0.365	0.05	11.0
CBGa	<RL	<RL	0.05	-
CBN	0.0455	0.455	0.05	13.6
TOTAL	21.5	107		3214



TOTAL THC <RL <RL -
TOTAL CBD 10.2 102 3068 **UNIT VOLUME (mL):** 30.0
Deviations from standard operating procedure: None

Cannabinoid Distribution
(% of Total Cannabinoids)



Recoveries for all analyte standards: 90-110%
Replicate Uncertainties: <5% RSD, <20% RPD
Sample/Reagent Blanks: <RL for all analytes

Values for plant matter are adjusted for moisture content.

Total THC = (THCa x 0.877) + Δ9-THC
Total CBD = (CBDa x 0.877) + CBD

Percentage results are reported by mass.
mg/g results are reported as mass component per mass material.

Abbreviations: UV - Ultraviolet, HPLC - High Pressure Liquid Chromatography, RL - Reporting Limit, RPD - Relative Percent Difference, RSD - Relative Standard Deviation

This information is provided as a service and makes no claims of efficacy and/or safety of this product.
Results are applicable only for the sample(s) analyzed and for the specific analysis conducted.
This report is for informational purposes only and should not be used to diagnose, treat, or prevent any medical-related symptoms.
The statements and results herein have not been approved and/or endorsed by the FDA.

REPORT OF LABORATORY ANALYSIS

This report shall not be reproduced, except in full, without the written consent of
Felling Analytical Services and Technology (F.A.S.T.), LLC

Kyle W. Felling
Kyle W. Felling, Ph.D.
Laboratory Director

CERTIFICATE OF ANALYSIS

Project: CBD **Customer ID:** 54755766 **Harvest/Extract Lot:**
Order ID: 2019000020 **Customer Name:** CBD Plus USA **Harvest/Extract Date:**
Cultivar (Strain): Straw. Lemon **Lab ID:** 2019000074 **Sample Matrix:** Oil/Tincture
(2500) **Date Received:** 01/02/2019 **Date Completed:** 01/03/2019
Sample Date: 01/02/2019 **Remarks:**

Analysis Date/Time: 01-03-2019 0050 **Method:** HPLC/UV **Moisture Content (%):** -
Analyst: KWF **Instrument:** Agilent 1100 **Water Activity (aw):** - at - °C

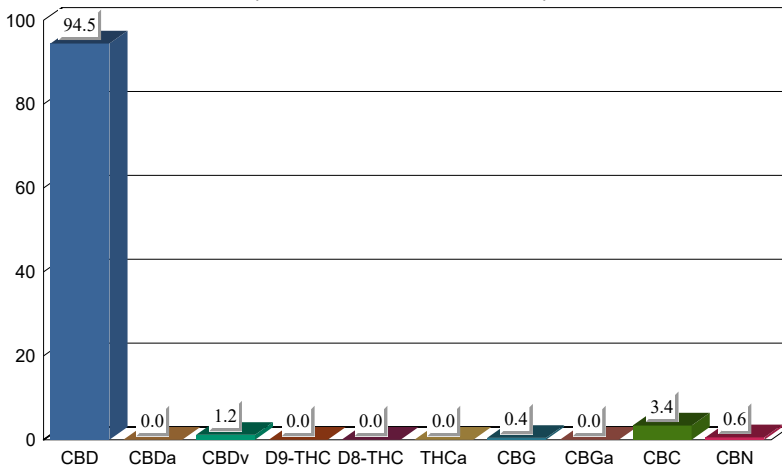
<u>Cannabinoid</u>	<u>Result (%)</u>	<u>Result (mg/mL)</u>	<u>Reporting Limit (mg/mL)</u>	<u>Per Unit (mg)</u>
CBD	12.8	128	0.05	3828
CBDa	<RL	<RL	0.05	-
CBDv	0.157	1.57	0.05	47.1
Δ9-THC	<RL	<RL	0.05	-
Δ8-THC	<RL	<RL	0.05	-
THCa	<RL	<RL	0.05	-
CBC	0.457	4.57	0.05	137
CBG	0.0582	0.582	0.05	17.5
CBGa	<RL	<RL	0.05	-
CBN	0.0764	0.764	0.05	22.9
TOTAL	27.1	135		4052



UNIT VOLUME (mL): 30.0

TOTAL THC <RL <RL -
TOTAL CBD 12.8 128 3828 *Deviations from standard operating procedure: None*

Cannabinoid Distribution
(% of Total Cannabinoids)



*Recoveries for all analyte standards: 90-110%
Replicate Uncertainties: <5% RSD, <20% RPD
Sample/Reagent Blanks: <RL for all analytes*

Values for plant matter are adjusted for moisture content.

Total THC = (THCa x 0.877) + Δ9-THC
Total CBD = (CBDa x 0.877) + CBD

Percentage results are reported by mass.
mg/g results are reported as mass component per mass material.

Abbreviations: UV - Ultraviolet, HPLC - High Pressure Liquid Chromatography, RL - Reporting Limit, RPD - Relative Percent Difference, RSD - Relative Standard Deviation

This information is provided as a service and makes no claims of efficacy and/or safety of this product.
Results are applicable only for the sample(s) analyzed and for the specific analysis conducted.
This report is for informational purposes only and should not be used to diagnose, treat, or prevent any medical-related symptoms.
The statements and results herein have not been approved and/or endorsed by the FDA.

REPORT OF LABORATORY ANALYSIS

This report shall not be reproduced, except in full, without the written consent of
Felling Analytical Services and Technology (F.A.S.T.), LLC

Kyle W. Felling
Kyle W. Felling, Ph.D.
Laboratory Director

CERTIFICATE OF ANALYSIS

Project: CBD **Customer ID:** 54755766 **Harvest/Extract Lot:**
Order ID: 2019000020 **Customer Name:** CBD Plus USA **Harvest/Extract Date:**
Cultivar (Strain): Tropical (500) **Lab ID:** 2019000075 **Sample Matrix:** Oil/Tincture
Sample Date: 01/02/2019 **Date Received:** 01/02/2019 **Date Completed:** 01/03/2019

Remarks:

Analysis Date/Time: 01-03-2019 0101 **Method:** HPLC/UV **Moisture Content (%):** -
Analyst: KWF **Instrument:** Agilent 1100 **Water Activity (aw):** - at - °C

<u>Cannabinoid</u>	<u>Result</u> <u>(%)</u>	<u>Result</u> <u>(mg/mL)</u>	<u>Reporting Limit</u> <u>(mg/mL)</u>	<u>Per Unit</u> <u>(mg)</u>
CBD	6.23	62.3	0.05	1868
CBDa	<RL	<RL	0.05	-
CBDv	0.0621	0.621	0.05	18.6
Δ9-THC	<RL	<RL	0.05	-
Δ8-THC	<RL	<RL	0.05	-
THCa	<RL	<RL	0.05	-
CBC	0.177	1.77	0.05	53.0
CBG	0.0210	0.210	0.05	6.31
CBGa	<RL	<RL	0.05	-
CBN	0.0345	0.345	0.05	10.3
TOTAL	13.1	65.2		1956



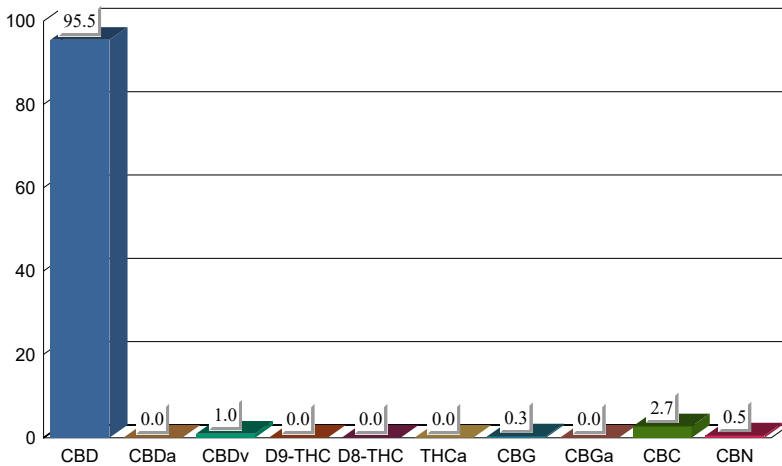
UNIT VOLUME (mL): 30.0

TOTAL THC <RL <RL -
TOTAL CBD 6.23 62.3 1868

Deviations from standard operating procedure: None

Cannabinoid Distribution

(% of Total Cannabinoids)



*Recoveries for all analyte standards: 90-110%
Replicate Uncertainties: <5% RSD, <20% RPD
Sample/Reagent Blanks: <RL for all analytes*

Values for plant matter are adjusted for moisture content.

Total THC = (THCa x 0.877) + Δ9-THC
Total CBD = (CBDa x 0.877) + CBD

Percentage results are reported by mass.
mg/g results are reported as mass component per mass material.

Abbreviations: UV - Ultraviolet, HPLC - High Pressure Liquid Chromatography, RL - Reporting Limit, RPD - Relative Percent Difference, RSD - Relative Standard Deviation

This information is provided as a service and makes no claims of efficacy and/or safety of this product.
Results are applicable only for the sample(s) analyzed and for the specific analysis conducted.
This report is for informational purposes only and should not be used to diagnose, treat, or prevent any medical-related symptoms.
The statements and results herein have not been approved and/or endorsed by the FDA.

REPORT OF LABORATORY ANALYSIS

This report shall not be reproduced, except in full, without the written consent of
Felling Analytical Services and Technology (F.A.S.T.), LLC

Kyle W. Felling
Kyle W. Felling, Ph.D.
Laboratory Director

CERTIFICATE OF ANALYSIS

Project: CBD
Order ID: 2019000020
Cultivar (Strain): Tropical (1000)
Sample Date: 01/02/2019

Customer ID: 54755766
Customer Name: CBD Plus USA
Lab ID: 2019000076
Date Received: 01/02/2019

Harvest/Extract Lot:
Harvest/Extract Date:
Sample Matrix: Oil/Tincture
Date Completed: 01/03/2019

Remarks:

Analysis Date/Time: 01-03-2019 0112
Analyst: KWF
Method: HPLC/UV
Instrument: Agilent 1100
Moisture Content (%): -
Water Activity (aw): - at - °C

<u>Cannabinoid</u>	<u>Result</u> (%)	<u>Result</u> (mg/mL)	<u>Reporting Limit</u> (mg/mL)	<u>Per Unit</u> (mg)
CBD	7.09	70.9	0.05	2127
CBDa	<RL	<RL	0.05	-
CBDv	0.0570	0.570	0.05	17.1
Δ9-THC	<RL	<RL	0.05	-
Δ8-THC	<RL	<RL	0.05	-
THCa	<RL	<RL	0.05	-
CBC	0.116	1.16	0.05	34.8
CBG	0.0181	0.181	0.05	5.44
CBGa	<RL	<RL	0.05	-
CBN	0.0304	0.304	0.05	9.11
TOTAL	14.7	73.1		2193
TOTAL THC	<RL	<RL		-
TOTAL CBD	7.09	70.9		2127



UNIT VOLUME (mL): 30.0

Deviations from standard operating procedure: None

Recoveries for all analyte standards: 90-110%
Replicate Uncertainties: <5% RSD, <20% RPD
Sample/Reagent Blanks: <RL for all analytes

Values for plant matter are adjusted for moisture content.

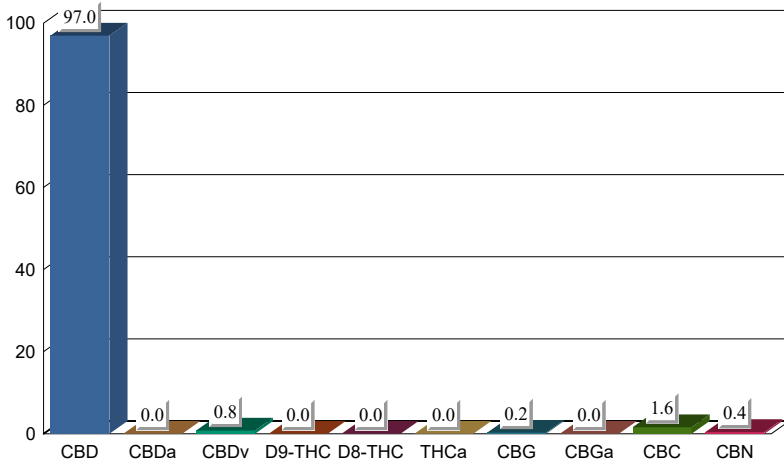
$$\text{Total THC} = (\text{THCa} \times 0.877) + \Delta 9\text{-THC}$$

$$\text{Total CBD} = (\text{CBDa} \times 0.877) + \text{CBD}$$

Percentage results are reported by mass.
mg/g results are reported as mass component per mass material.

Abbreviations: UV - Ultraviolet, HPLC - High Pressure Liquid Chromatography, RL - Reporting Limit, RPD - Relative Percent Difference, RSD - Relative Standard Deviation

Cannabinoid Distribution
(% of Total Cannabinoids)



This information is provided as a service and makes no claims of efficacy and/or safety of this product. Results are applicable only for the sample(s) analyzed and for the specific analysis conducted. This report is for informational purposes only and should not be used to diagnose, treat, or prevent any medical-related symptoms. The statements and results herein have not been approved and/or endorsed by the FDA.

REPORT OF LABORATORY ANALYSIS

This report shall not be reproduced, except in full, without the written consent of Felling Analytical Services and Technology (F.A.S.T.), LLC

Kyle W. Felling
Kyle W. Felling, Ph.D.
Laboratory Director

CERTIFICATE OF ANALYSIS

Project: CBD **Customer ID:** 54755766 **Harvest/Extract Lot:**
Order ID: 2019000020 **Customer Name:** CBD Plus USA **Harvest/Extract Date:**
Cultivar (Strain): Tropical (1500) **Lab ID:** 2019000077 **Sample Matrix:** Oil/Tincture
Sample Date: 01/02/2019 **Date Received:** 01/02/2019 **Date Completed:** 01/03/2019

Remarks:

Analysis Date/Time: 01-03-2019 0122 **Method:** HPLC/UV **Moisture Content (%):** -
Analyst: KWF **Instrument:** Agilent 1100 **Water Activity (aw):** - at - °C

<u>Cannabinoid</u>	<u>Result</u> <u>(%)</u>	<u>Result</u> <u>(mg/mL)</u>	<u>Reporting Limit</u> <u>(mg/mL)</u>	<u>Per Unit</u> <u>(mg)</u>
CBD	9.69	96.9	0.05	2907
CBDa	<RL	<RL	0.05	-
CBDv	0.0830	0.830	0.05	24.9
Δ9-THC	<RL	<RL	0.05	-
Δ8-THC	<RL	<RL	0.05	-
THCa	<RL	<RL	0.05	-
CBC	0.169	1.69	0.05	50.6
CBG	0.0285	0.285	0.05	8.56
CBGa	<RL	<RL	0.05	-
CBN	0.0359	0.359	0.05	10.8
TOTAL	20.0	100		3002



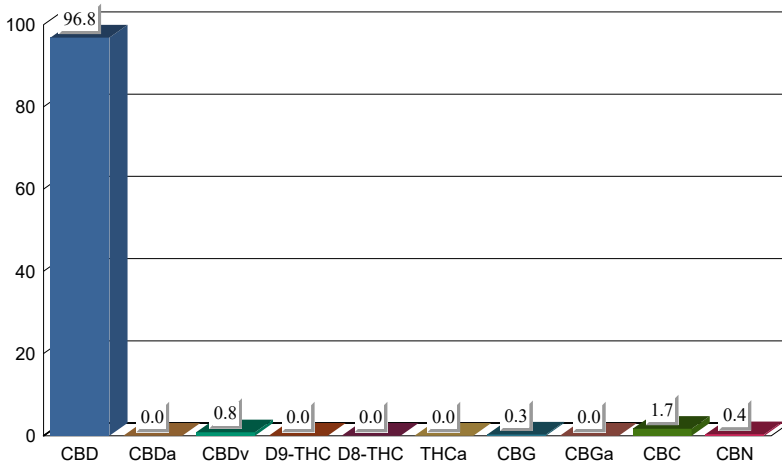
UNIT VOLUME (mL): 30.0

TOTAL THC <RL <RL -
TOTAL CBD 9.69 96.9 2907

Deviations from standard operating procedure: None

Cannabinoid Distribution

(% of Total Cannabinoids)



*Recoveries for all analyte standards: 90-110%
Replicate Uncertainties: <5% RSD, <20% RPD
Sample/Reagent Blanks: <RL for all analytes*

Values for plant matter are adjusted for moisture content.

Total THC = (THCa x 0.877) + Δ9-THC
Total CBD = (CBDa x 0.877) + CBD

Percentage results are reported by mass.
mg/g results are reported as mass component per mass material.

Abbreviations: UV - Ultraviolet, HPLC - High Pressure Liquid Chromatography, RL - Reporting Limit, RPD - Relative Percent Difference, RSD - Relative Standard Deviation

This information is provided as a service and makes no claims of efficacy and/or safety of this product.
Results are applicable only for the sample(s) analyzed and for the specific analysis conducted.
This report is for informational purposes only and should not be used to diagnose, treat, or prevent any medical-related symptoms.
The statements and results herein have not been approved and/or endorsed by the FDA.

REPORT OF LABORATORY ANALYSIS

This report shall not be reproduced, except in full, without the written consent of
Felling Analytical Services and Technology (F.A.S.T.), LLC

Kyle W. Felling
Kyle W. Felling, Ph.D.
Laboratory Director

CERTIFICATE OF ANALYSIS

Project: CBD **Customer ID:** 54755766 **Harvest/Extract Lot:**
Order ID: 2019000020 **Customer Name:** CBD Plus USA **Harvest/Extract Date:**

Cultivar (Strain): Tropical (2500) **Lab ID:** 2019000078 **Sample Matrix:** Oil/Tincture
Sample Date: 01/02/2019 **Date Received:** 01/02/2019 **Date Completed:** 01/03/2019

Remarks:

Analysis Date/Time: 01-03-2019 0133 **Method:** HPLC/UV **Moisture Content (%):** -
Analyst: KWF **Instrument:** Agilent 1100 **Water Activity (aw):** - at - °C

<u>Cannabinoid</u>	<u>Result</u> <u>(%)</u>	<u>Result</u> <u>(mg/mL)</u>	<u>Reporting Limit</u> <u>(mg/mL)</u>	<u>Per Unit</u> <u>(mg)</u>
CBD	16.0	160	0.05	4799
CBDa	<RL	<RL	0.05	-
CBDv	0.221	2.21	0.05	66.2
Δ9-THC	<RL	<RL	0.05	-
Δ8-THC	<RL	<RL	0.05	-
THCa	<RL	<RL	0.05	-
CBC	0.489	4.89	0.05	147
CBG	0.0774	0.774	0.05	23.2
CBGa	<RL	<RL	0.05	-
CBN	0.0925	0.925	0.05	27.7
TOTAL	33.8	169		5063

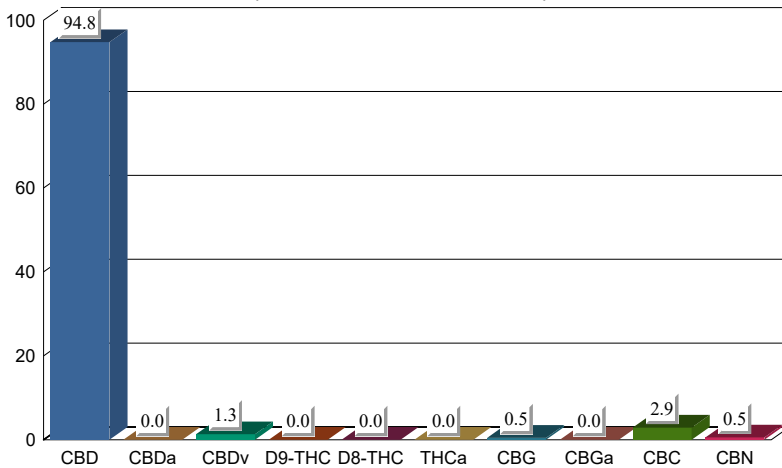


UNIT VOLUME (mL): 30.0

TOTAL THC <RL <RL -
TOTAL CBD 16.0 160 4799 *Deviations from standard operating procedure: None*

Cannabinoid Distribution

(% of Total Cannabinoids)



Recoveries for all analyte standards: 90-110%
Replicate Uncertainties: <5% RSD, <20% RPD
Sample/Reagent Blanks: <RL for all analytes

Values for plant matter are adjusted for moisture content.

Total THC = (THCa x 0.877) + Δ9-THC
Total CBD = (CBDa x 0.877) + CBD

Percentage results are reported by mass.
mg/g results are reported as mass component per mass material.

Abbreviations: UV - Ultraviolet, HPLC - High Pressure Liquid Chromatography, RL - Reporting Limit, RPD - Relative Percent Difference, RSD - Relative Standard Deviation

This information is provided as a service and makes no claims of efficacy and/or safety of this product.
Results are applicable only for the sample(s) analyzed and for the specific analysis conducted.
This report is for informational purposes only and should not be used to diagnose, treat, or prevent any medical-related symptoms.
The statements and results herein have not been approved and/or endorsed by the FDA.

REPORT OF LABORATORY ANALYSIS

This report shall not be reproduced, except in full, without the written consent of
Felling Analytical Services and Technology (F.A.S.T.), LLC

Kyle W. Felling
Kyle W. Felling, Ph.D.
Laboratory Director