




Certificate ID: **43260**
 Client Sample ID: **Ryans Flower**
 Lot Number:
 Matrix: **Flowers/Bud - Dry**

Received: **11/13/18**

Scan QR Code for authenticity



CBD+ USA
420 N Pennsylvania Ave
Oklahoma City, OK 73107
Attn: Nick Davis

Authorization: Jon Podgorni, Lab Manager	Signature: 	Date: 12/10/2018
--	--	----------------------------



The data contained within this report was collected in accordance with the requirements of ISO/IEC17025:2005. I attest that the information contained within the report has been reviewed for accuracy and checked against the quality control requirements for each method. These results relate only to the test article listed in this report. Reports may not be reproduced except in their entirety.





CN: Cannabinoid Profile & Potency [WI-10-17]

Analyst: *LG*

Test Date: *12/5/2018*

The client sample was analyzed for plant-based cannabinoids by Liquid Chromatography (LC). The collected data was compared to data collected for certified reference standards at known concentrations.

43260-CN

ID	Weight %	Conc.		
D9-THC	0.05 wt %	0.47 mg/g		
THCV	ND	ND		
CBD	0.38 wt %	3.83 mg/g		
CBDV	ND	ND		
CBG	ND	ND		
CBC	0.03 wt %	0.27 mg/g		
CBN	ND	ND		
THCA	0.55 wt %	5.54 mg/g		
CBDA	15.62 wt %	156.17 mg/g		
CBGA	0.59 wt %	5.87 mg/g		
Total	17.21 wt%	172.14 mg/g	0%	Cannabinoids (wt%) 15.6%
Max THC	0.53 wt%	5.32 mg/g		
Max CBD	14.08 wt%	140.79 mg/g		

Ratio of Total CBD to THC 26.4:1

Max THC (and Max CBD) are calculated values for total cannabinoids after heating, assuming complete decarboxylation of the acid to the neutral form. It is calculated based on the weight loss of the acid group during decarboxylation: Max THC = (0.877 x THCA) + THC. ND = None detected above the limits of detection (LLD)